

Scaled data based on original data using  
LM-79-08 Approved Method: Electrical and Photometric Measurements of Solid-  
State Lighting Products

Test Report Prepared for  
Cooper Lighting Solutions  
(formerly Eaton)

Brand: McGRAW-EDISON

Report Number: P386170

Luminaire Tested: **GWC-SA1D-740-U-T2-HSS**

Issue Date: 3/3/2020

**Test Information**

Test Method: LM-79-08  
Report Number: P386170  
TEST IS SCALED FROM IESNA LM-79-08 TEST DATA (G2-1903-205-13)  
Test Lab: INNOVATION CENTER  
Issue Date: 3/3/2020  
Manufacturer: COOPER LIGHTING SOLUTIONS (FORMERLY EATON)  
Product Line: MCGRAW-EDISON  
Catalog Number: GWC-SA1D-740-U-T2-HSS  
Description: GALLEON WALL LUMINAIRE  
(1) 70 CRI, 4000K, 1200mA LIGHTSQUARE WITH 16 LEDS AND TYPE II OPTICS  
WITH HOUSE SIDE SHIELD  
Light Source: -  
Ballast/Driver: ELECTRONIC DRIVER

**Summary**

Lumens per Lamp: N/A  
Luminaire Lumens: 5895 lumens  
Efficiency: N/A  
Efficacy: 88.0 lumens/watt  
Luminous Opening: Rectangular (W 0.5' x L: 0.5' x H: 0')  
IES Classification: Type II - Medium  
BUG Rating: B1 - U0 - G2

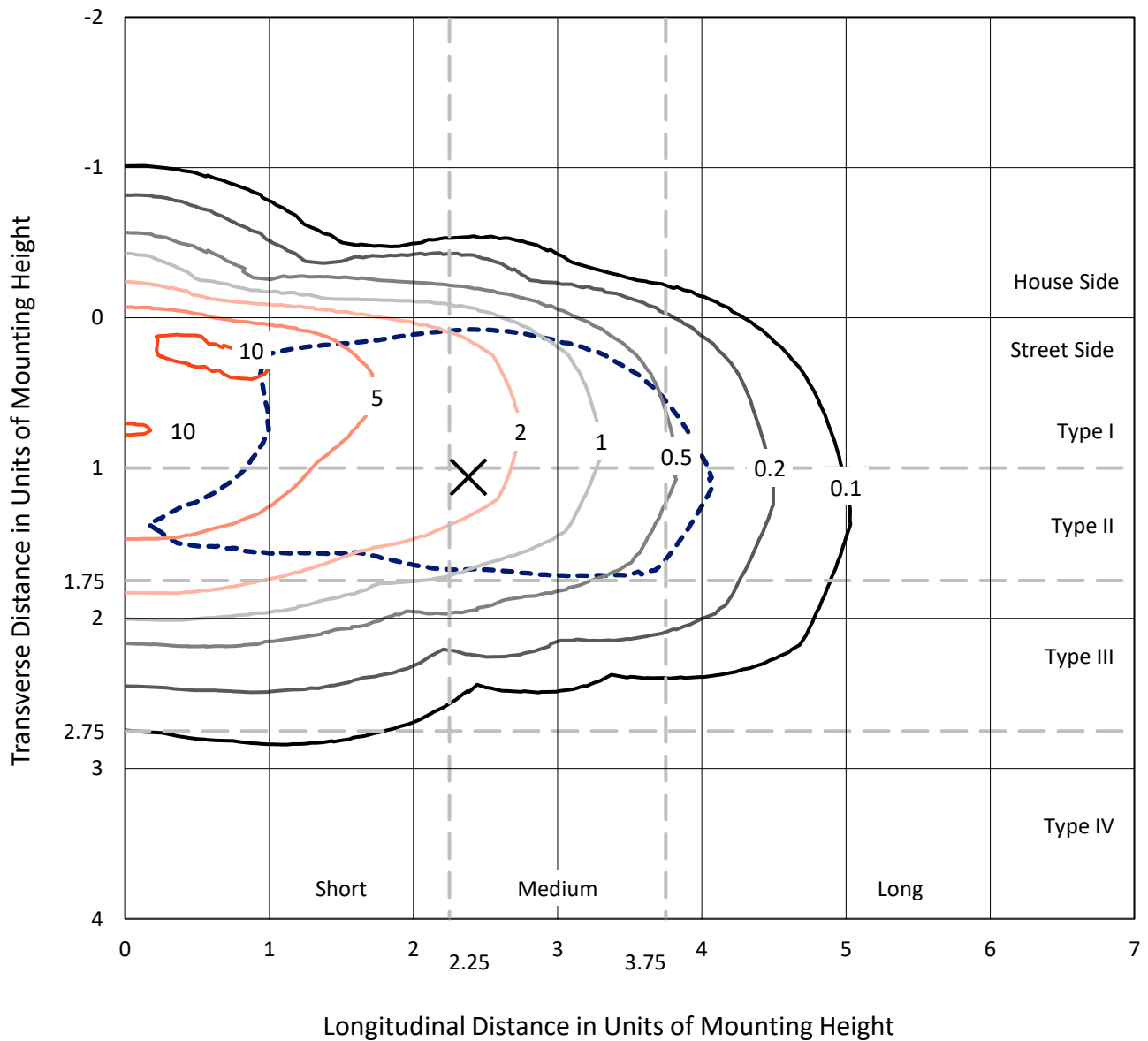
Input Watts (W): 67  
Input Voltage (V): NR  
Input Current (Ain): NR  
Voltage Rise (V): NR  
Power Factor: NR  
Total Harmonic Distortion (THDi): NR  
Frequency (hertz): 60  
Stabilization Time: NR  
Operation Time: NR  
Ambient Temperature (°C): NR  
Test Distance: 24 FT



REPORT NUMBER: P386170  
 CATALOG NUMBER: GWC-SA1D-740-U-T2-HSS

### Iso-Footcandle Lines of Horizontal Illumination

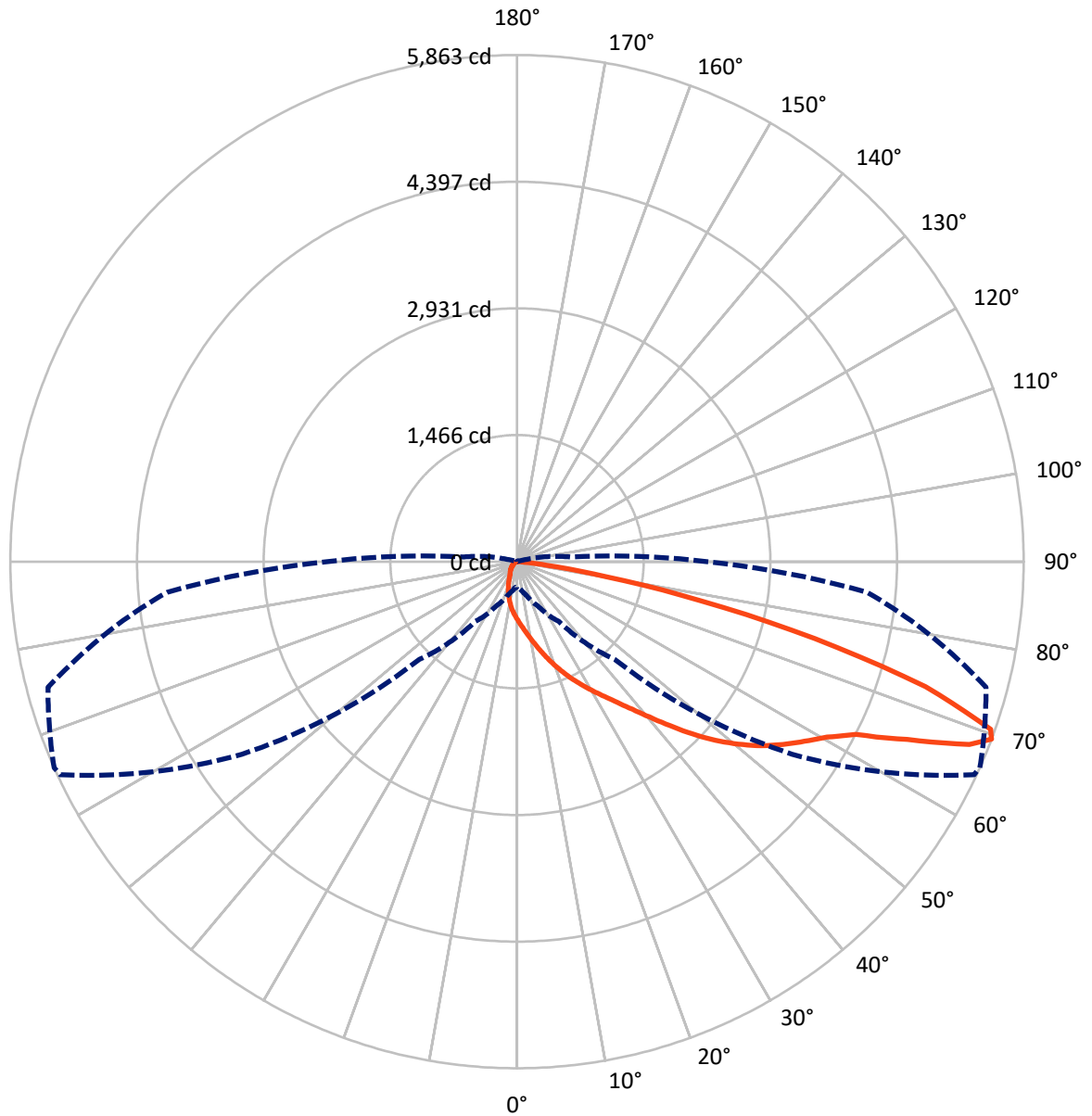
✕ Max cd  
 - - - 1/2 Max cd



Based on 10 foot mounting height. Maximum calculated value = 11.1 fc  
 Type II - Medium - N/A

REPORT NUMBER: P386170  
CATALOG NUMBER: GWC-SA1D-740-U-T2-HSS

### Luminous Intensity Polar Plot



— Vertical Plane Through 66-Deg Lateral    - - - Horizontal Cone Through 69-Deg Vertical



REPORT NUMBER: P386170

CATALOG NUMBER: GWC-SA1D-740-U-T2-HSS

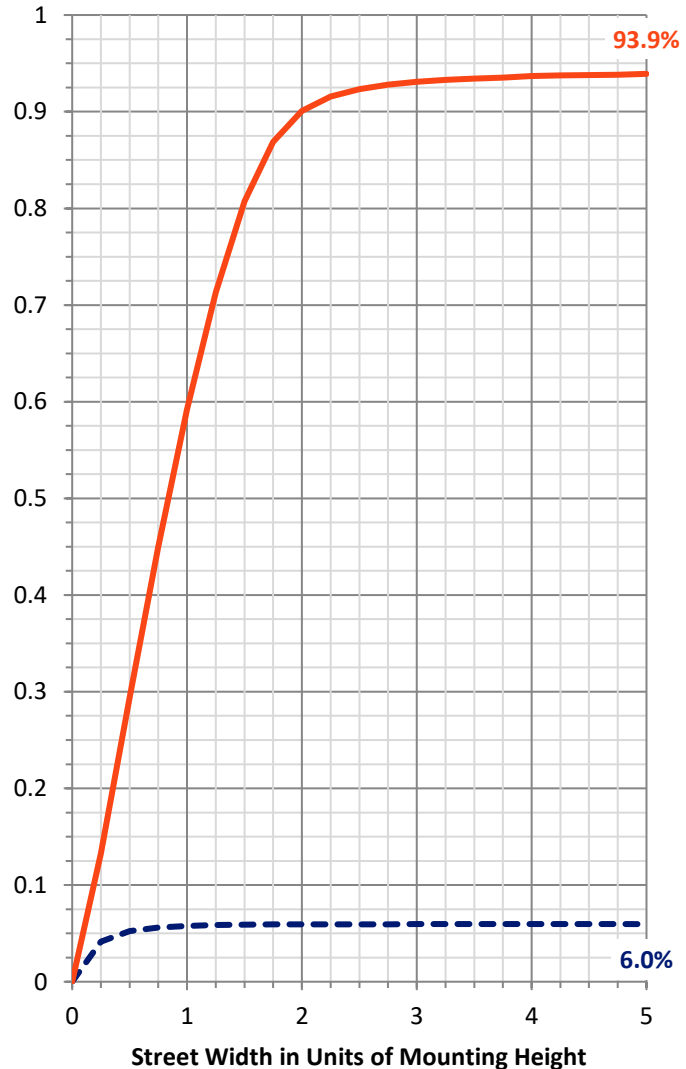
**FLUX DISTRIBUTION:**

		Downward	Upward	Total
<b>House Side</b>	Lumens	353.6	0.0	353.6
	% Fixture	6.0	0.0	6.0
<b>Street Side</b>	Lumens	5541.4	0.0	5541.4
	% Fixture	94.0	0.0	94.0
<b>Total</b>	Lumens	5895.0	0.0	5895.0
	% Fixture	100.0	0.0	100.0

**Coefficient of Utilization**

**ZONAL LUMENS:**

Zone	Lumens	% Fixture
0°-10°	64.8	1.1
10°-20°	193.0	3.3
20°-30°	336.1	5.7
30°-40°	589.7	10.0
40°-50°	987.0	16.7
50°-60°	1450.8	24.6
60°-70°	1489.6	25.3
70°-80°	735.4	12.5
80°-90°	48.6	0.8
90°-100°	0.0	0.0
100°-110°	0.0	0.0
110°-120°	0.0	0.0
120°-130°	0.0	0.0
130°-140°	0.0	0.0
140°-150°	0.0	0.0
150°-160°	0.0	0.0
160°-170°	0.0	0.0
170°-180°	0.0	0.0
0°-90°	5895.0	100.0
0°-180°	5895.0	100.0



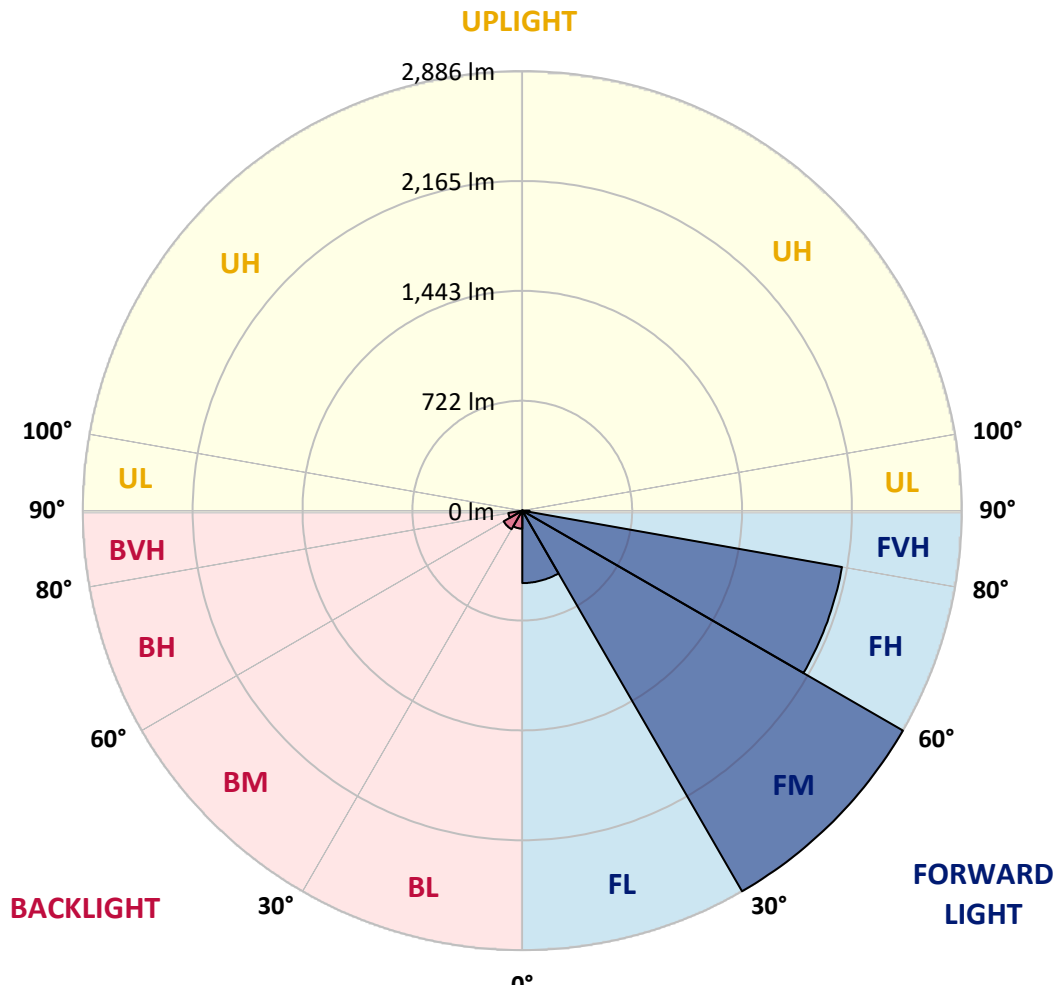
REPORT NUMBER: P386170

CATALOG NUMBER: GWC-SA1D-740-U-T2-HSS

**LUMINAIRE CLASSIFICATION SYSTEM LUMEN TABLE AND BUG RATING:**

Zone	Lumens	% Fixture	Zone Rating/Lumen Limit		
			B	U	G
FL (0°-30°)	475.7	8.1			
FM (30°-60°)	2886.5	49.0			
FH (60°-80°)	2131.8	36.2			G2/5000
FVH (80°-90°)	47.4	0.8			G1/100
BL (0°-30°)	118.3	2.0	B1/500		
BM (30°-60°)	141.0	2.4	B0/220		
BH (60°-80°)	93.2	1.6	B0/110		G0/110
BVH (80°-90°)	1.2	0.0			G0/10
UL (90°-100°)	0.0	0.0		U0/0	
UH (100°-180°)	0.0	0.0		U0/0	

**BUG Rating: B1-U0-G2**  
 Type II Medium





REPORT NUMBER: P386170  
 CATALOG NUMBER: GWC-SA1D-740-U-T2-HSS

**CANDELA DISTRIBUTION (FULL):**

	0°	5°	15°	25°	35°	45°	55°	65°	66°	75°	85°
0°	670.9	670.9	670.9	670.9	670.9	670.9	670.9	670.9	670.9	670.9	670.9
2.5°	789.6	786.2	784.8	778.7	768.0	759.9	744.2	726.0	722.7	705.0	683.5
5°	892.1	889.3	887.3	878.6	867.7	847.3	818.7	784.8	778.4	744.8	701.7
7.5°	963.5	968.5	968.5	962.9	949.2	933.8	898.8	852.6	844.5	792.9	726.0
10°	1005.2	1011.3	1016.1	1020.9	1018.9	1012.7	979.7	927.6	917.8	849.5	754.3
12.5°	1009.1	1015.3	1028.7	1048.6	1067.9	1081.9	1061.2	1010.8	999.6	915.0	787.9
15°	987.3	993.7	1014.4	1053.1	1099.8	1140.7	1147.4	1102.9	1091.4	993.1	829.9
17.5°	949.2	953.4	983.1	1036.5	1109.9	1184.9	1225.5	1201.7	1191.1	1082.5	876.7
20°	920.9	924.0	950.0	1007.4	1103.7	1212.7	1299.5	1306.7	1295.5	1178.2	927.3
22.5°	969.3	974.9	975.8	1002.9	1086.9	1226.4	1364.4	1410.1	1401.7	1279.9	977.2
25°	1101.8	1108.2	1086.9	1070.1	1101.2	1232.5	1420.1	1515.9	1509.2	1389.3	1027.3
27.5°	1276.8	1283.5	1256.1	1205.9	1176.0	1255.8	1469.7	1623.4	1623.1	1505.3	1081.3
30°	1448.7	1455.4	1427.4	1377.3	1308.4	1321.6	1512.5	1736.0	1737.7	1624.8	1138.7
32.5°	1629.0	1637.4	1608.6	1544.2	1472.2	1435.3	1572.7	1849.1	1858.6	1763.4	1203.4
35°	1834.0	1835.1	1794.5	1727.0	1644.1	1587.3	1669.3	1975.9	1998.6	1935.1	1285.5
37.5°	2035.0	2043.1	2009.8	1903.4	1827.3	1762.9	1813.0	2134.4	2166.6	2144.8	1392.7
40°	2184.0	2201.0	2196.3	2081.5	2009.2	1963.3	1991.3	2322.8	2363.7	2388.9	1527.9
42.5°	2277.5	2290.4	2312.2	2243.0	2177.5	2185.1	2201.9	2542.4	2592.8	2667.2	1683.3
45°	2384.7	2390.9	2409.1	2378.6	2334.3	2410.5	2425.3	2789.6	2842.5	2966.6	1855.8
47.5°	2515.8	2530.3	2535.4	2507.4	2487.2	2609.8	2640.6	3014.4	3088.6	3287.2	2038.4
50°	2682.6	2686.6	2695.2	2677.0	2656.9	2781.2	2833.8	3250.5	3318.0	3608.9	2218.4
52.5°	2845.9	2859.9	2890.1	2878.6	2870.5	2927.1	3006.0	3463.3	3538.6	3877.1	2398.2
55°	2892.9	2905.0	3009.4	3080.8	3146.9	3106.8	3170.7	3653.9	3735.4	4116.8	2571.2
57.5°	2705.0	2729.4	2910.3	3096.2	3370.3	3386.3	3396.9	3849.7	3922.7	4300.5	2751.2
60°	2230.2	2234.9	2531.7	2850.6	3333.3	3630.1	3727.3	4059.9	4121.3	4471.5	2966.8
62.5°	1418.5	1466.9	1792.5	2242.8	2942.5	3594.9	4126.9	4378.0	4400.4	4676.8	3276.0
65°	675.6	707.0	941.6	1385.7	2131.3	3143.2	4402.7	4953.4	4963.5	5083.6	3688.9
67.5°	374.1	389.2	500.9	745.9	1246.0	2222.9	4291.2	5634.9	5644.4	5499.1	4051.3
69°	292.6	305.5	393.4	562.2	844.7	1597.7	3883.3	5834.6	5862.8	5618.1	4064.1
70°	248.4	261.0	338.8	474.9	679.3	1234.5	3456.5	5785.0	5815.0	5606.9	3968.1
72.5°	152.0	159.3	225.7	334.3	455.3	621.0	2131.6	4892.4	4943.0	5143.2	3410.3
75°	102.5	106.4	141.1	230.7	325.6	319.8	1107.4	3448.4	3558.2	4000.9	2518.8
77.5°	73.4	77.0	94.6	149.2	228.2	211.1	501.5	2143.1	2166.6	2399.6	1373.7
80°	41.7	45.1	66.9	88.8	154.8	140.8	199.4	1023.7	1035.4	1029.0	458.6
82.5°	21.8	24.6	36.7	58.5	99.4	92.1	82.9	342.7	344.4	286.4	100.5
85°	4.2	5.0	18.2	40.0	51.2	40.0	33.9	80.4	82.0	72.5	24.9
87.5°	0.0	0.3	7.3	9.0	10.1	10.4	10.9	15.7	16.8	22.7	6.7
90°	0.0	0.0	0.0	0.0	0.0	0.0	0.0	0.0	0.0	0.0	0.0



REPORT NUMBER: P386170  
 CATALOG NUMBER: GWC-SA1D-740-U-T2-HSS

**CANDELA DISTRIBUTION (continued):**

	90°	95°	105°	115°	125°	135°	145°	155°	165°	175°	180°
0°	670.9	670.9	670.9	670.9	670.9	670.9	670.9	670.9	670.9	670.9	670.9
2.5°	673.9	663.9	644.6	622.2	604.8	587.7	574.3	560.3	555.2	552.7	552.4
5°	680.7	659.4	618.5	576.5	542.1	509.6	486.4	464.2	453.9	449.1	447.2
7.5°	691.9	657.7	591.9	527.8	478.2	437.6	405.4	381.4	369.3	364.3	362.3
10°	705.0	655.5	560.8	476.3	413.0	371.0	339.1	315.3	302.1	296.5	293.7
12.5°	720.4	651.6	525.0	424.2	357.3	315.3	276.6	247.2	232.1	225.7	222.6
15°	739.5	647.6	487.5	375.2	308.3	257.0	214.8	194.9	191.8	190.7	191.0
17.5°	758.2	641.5	446.6	326.8	256.8	200.8	179.2	178.1	178.6	178.6	178.6
20°	775.0	627.5	402.1	285.3	207.8	169.4	164.9	163.0	161.6	160.4	159.0
22.5°	788.2	608.7	359.2	244.2	169.7	155.1	148.1	142.0	136.9	133.6	131.9
25°	797.1	583.8	320.0	204.7	152.6	141.1	128.5	118.2	110.3	105.6	103.6
27.5°	803.9	556.9	285.0	171.4	140.8	124.9	108.4	96.0	87.9	83.7	82.0
30°	808.6	526.4	254.2	150.6	127.7	107.8	90.2	78.1	72.2	70.0	68.9
32.5°	813.1	492.5	225.1	140.8	115.4	92.1	75.6	66.4	62.7	59.9	59.1
35°	824.3	461.2	197.4	130.5	102.8	78.7	65.0	58.2	54.6	52.9	52.4
37.5°	850.9	437.9	170.8	119.8	90.2	68.0	56.8	52.1	48.7	47.0	46.5
40°	893.7	426.2	148.4	108.4	77.8	59.9	51.5	47.0	43.4	40.9	40.3
42.5°	956.7	427.8	132.7	96.9	68.0	53.5	46.5	41.2	37.2	35.0	34.4
45°	1033.2	440.2	121.8	85.7	59.9	48.4	40.9	35.3	31.6	29.7	29.1
47.5°	1116.1	460.0	112.8	75.6	53.5	43.7	35.3	29.4	26.3	24.6	24.4
50°	1203.4	479.4	103.6	65.8	47.9	38.9	29.7	24.4	21.8	20.4	19.9
52.5°	1291.9	501.8	95.2	56.8	43.1	33.3	24.6	19.9	17.9	16.8	16.2
55°	1387.1	518.6	87.1	49.8	38.4	28.3	20.4	16.5	14.8	13.4	13.2
57.5°	1499.1	544.6	78.7	43.1	32.8	23.5	16.8	13.2	11.8	10.4	10.1
60°	1650.3	575.1	69.7	38.1	26.9	19.3	13.7	10.6	9.0	7.8	7.6
62.5°	1849.7	609.0	58.5	33.3	21.8	15.7	10.9	8.4	6.4	5.0	5.0
65°	2102.5	664.2	47.9	28.0	17.9	12.9	8.4	6.2	3.6	2.2	2.2
67.5°	2250.0	673.7	38.6	23.0	14.6	10.9	7.0	4.2	1.1	0.3	0.0
69°	2202.7	618.5	32.8	19.6	12.6	10.4	6.4	3.1	0.6	0.0	0.0
70°	2113.7	565.6	28.8	17.4	11.5	9.8	6.2	2.2	0.6	0.0	0.0
72.5°	1746.6	402.6	21.8	12.9	8.4	8.7	5.6	1.4	0.6	0.0	0.0
75°	1272.3	244.7	15.7	9.0	5.3	6.4	3.9	0.6	0.3	0.0	0.0
77.5°	707.8	115.4	9.8	5.0	3.4	3.9	2.0	0.0	0.0	0.0	0.0
80°	229.9	31.4	4.5	2.8	2.0	2.2	0.8	0.0	0.0	0.0	0.0
82.5°	42.6	9.0	2.5	1.4	0.6	0.6	0.0	0.0	0.0	0.0	0.0
85°	9.2	3.6	1.4	0.6	0.0	0.0	0.0	0.0	0.0	0.0	0.0
87.5°	3.1	1.1	0.3	0.0	0.0	0.0	0.0	0.0	0.0	0.0	0.0
90°	0.0	0.0	0.0	0.0	0.0	0.0	0.0	0.0	0.0	0.0	0.0



Signify Classified - Internal  
Cooper Lighting Solutions Photometric Lab  
1121 Highway 74 South  
Peachtree City, GA 30269

Scaled Data Report



Report Generated By 670245982

Signify Classified - Internal  
Cooper Lighting Solutions Photometric Lab  
1121 Highway 74 South  
Peachtree City, GA 30269

Scaled Data Report



Signify Classified - Internal  
Cooper Lighting Solutions Photometric Lab  
1121 Highway 74 South  
Peachtree City, GA 30269

Scaled Data Report



Signify Classified - Internal  
Cooper Lighting Solutions Photometric Lab  
1121 Highway 74 South  
Peachtree City, GA 30269

Scaled Data Report





--- HS — SS

Signify Classified - Internal  
Cooper Lighting Solutions Photometric Lab  
1121 Highway 74 South  
Peachtree City, GA 30269

Scaled Data Report



u

Signify Classified - Internal  
Cooper Lighting Solutions Photometric Lab  
1121 Highway 74 South  
Peachtree City, GA 30269

Scaled Data Report



Signify Classified - Internal  
Cooper Lighting Solutions Photometric Lab  
1121 Highway 74 South  
Peachtree City, GA 30269

Scaled Data Report



(END OF REPORT)